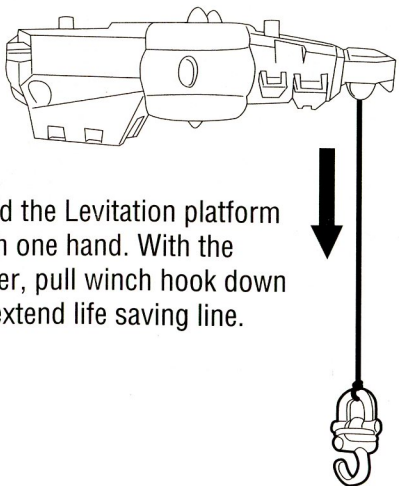
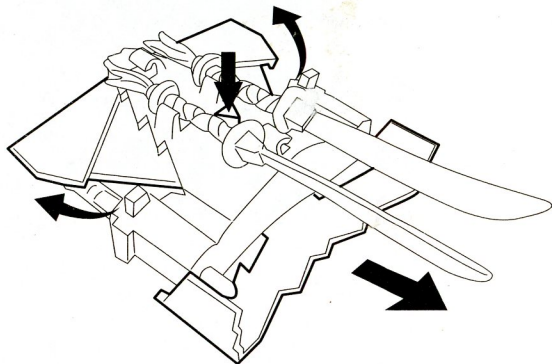





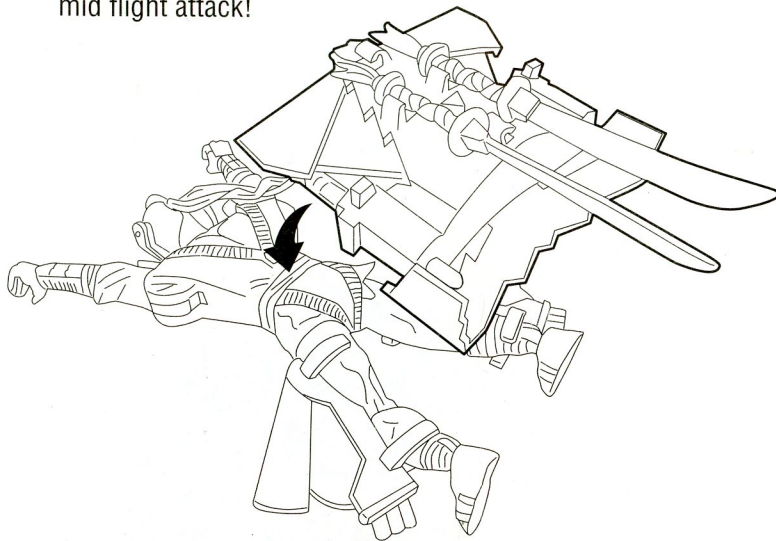
AIR NINJA™ FOOT SOLDIER™

1. Push button on jetpack to extend spring loaded flight wings! (*note: some packs require tail fin to be manually pulled down).



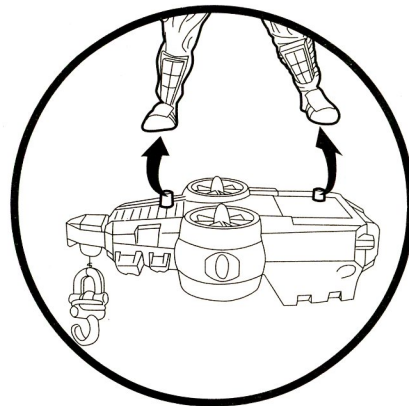
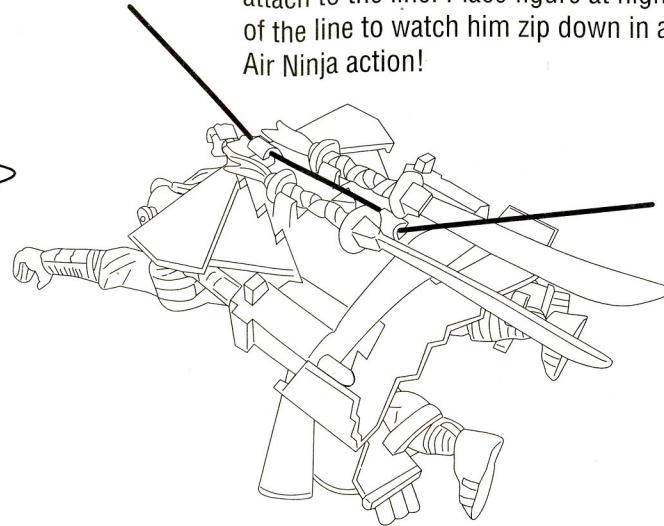
4. Hold the Levitation platform with one hand. With the other, pull winch hook down to extend life saving line.

2. On back, secure jetpack to waist. The Foot Soldier's jetpack can hold weapons in case of mid flight attack!

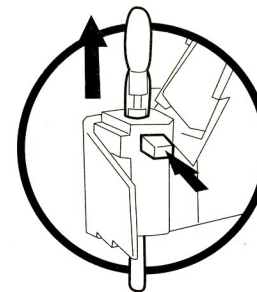


5. Attach winch hook to the wrist of the Foot Soldier. Pull the line down. Press button on the side to activate zip line action!

3. Set up fly line to two safe spots using hooks on either end. Be sure to set it up at an angle and use the two small grips on the jetpack to attach to the line. Place figure at highest end of the line to watch him zip down in awesome Air Ninja action!



6. Foot Soldier rides on top of levitation platform by inserting the pegs into the holes on the bottom of the figure's feet.



7. Press the small button located inside the wing to launch deadly Foot ninja night-missiles!

Age 4 and up

Playmates® ASST. NO. 54350
STOCK NO. 54356

Do not use projectile other than those provided by the toy.

Teenage Mutant Ninja Turtles® © 2005 Mirage Studios, Inc. Teenage Mutant Ninja Turtles®, Leonardo®, Michelangelo®, Raphael®, Donatello®, Splinter®, Shredder®, and April O'Neil® are registered trademarks of Mirage Studios, Inc. All Rights Reserved.
PRINTED IN CHINA.

⚠ WARNING: CHOKING HAZARD
Small parts. Not for Children under 3 years.