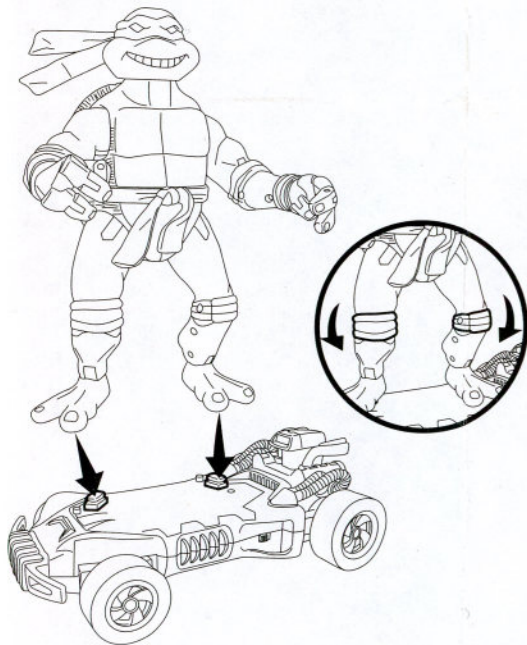


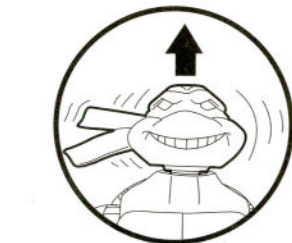
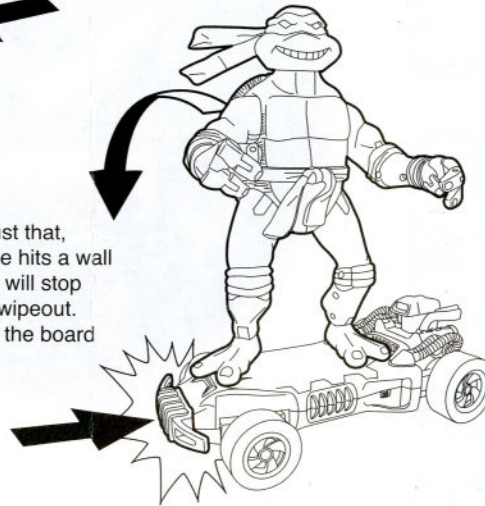


CRASHIN' TRASHIN' MIKEY INSTRUCTIONS:

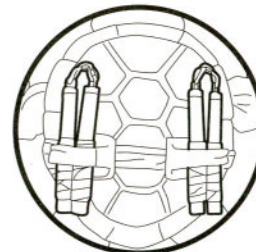
1. Make sure that skateboard is turned "off." Secure Mikey by inserting pegs (on board) into square grooves on feet.



3. Crashin' Thrashin' Mikey will do just that, CRASH! Watch Mikey ride until he hits a wall or something else! Mikey's board will stop running and launch him off into a wipeout. Don't worry...place Mikey back on the board and he's set to CRASH again!


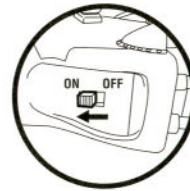


4. Pull gently on Mikey's head to activate the head bobble feature and watch him move with life-like action!



5. Make Mikey ready for any attack by storing his Nunchukus in the back of his belt.

2. Once Mikey is posed, adjust direction board will travel by turning lever on bottom of front end (straight for traveling forward, or either side for travel in a 360). Move the switch on the side to "on" and watch Mikey, go, go, go!



To replace batteries:

- 1). Turn board "off" and remove figure. Use small screwdriver to remove screw. Lift cover and pull out batteries.
- 2). Install 6 new "AA" batteries. Replace cover and replace screw.

Battery Regulations:

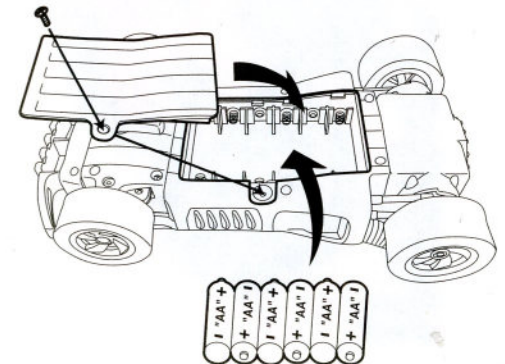
- do not mix old and new batteries,
- do not mix alkaline, standard (carbon-zinc), or rechargeable (nickel-cadmium) batteries.

This device complies with Part 15 of the FCC Rules. Operation is subject to the following two conditions: (1) this device may not cause harmful interference, and (2) this device must accept any interference received, including interference that may cause undesired operation.

Battery Instructions:

- do not use rechargeable batteries;
- non-rechargeable batteries are not to be recharged;
- different types of batteries or new and used batteries are not to be mixed;
- only batteries of the same or equivalent type as recommended are to be used;
- batteries are to be inserted with the correct polarity;
- exhausted batteries are to be removed from the toy;
- the supply terminals are not to be short-circuited.

Under the environment with severe electrostatic discharge, the product may malfunction and requires user reset.



Teenage Mutant Ninja Turtles® © 2004 Mirage Studios, Inc. Teenage Mutant Ninja Turtles®, Leonardo®, Michelangelo®, Donatello®, Raphael®, Splinter®, Shredder®, and April O'Neil® are registered trademarks of Mirage Studios, Inc. All Rights Reserved. PRINTED IN CHINA.

CAUTION: HAIR ENTANGLEMENT may result if child's hair comes in contact with moving wheels of toy. Adult supervision is required.

Age 4 and up

Playmates®

STOCK NO. 54530