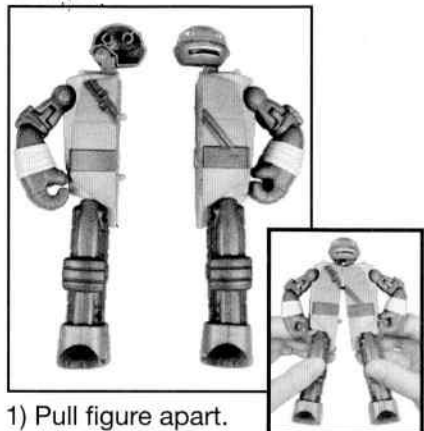


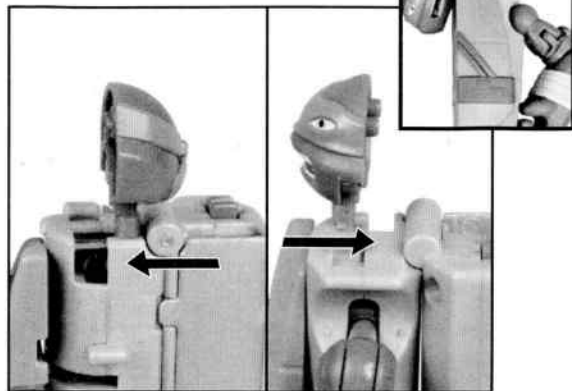
Leonardo to Swords

For more detailed
instruction information visit
www.Playmatestoys.com

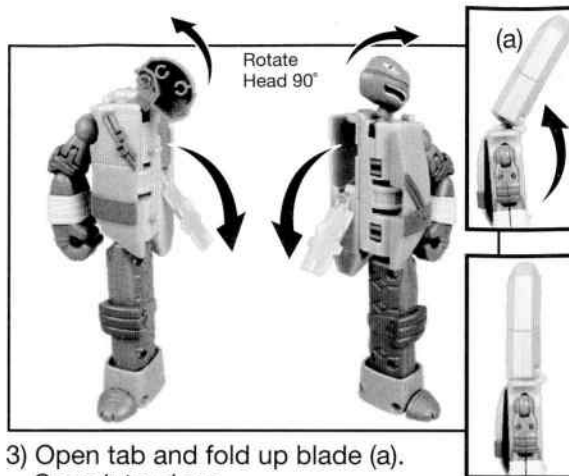
WARNING:
CHOKING HAZARD- Small parts.
Not for Children under 3 years.



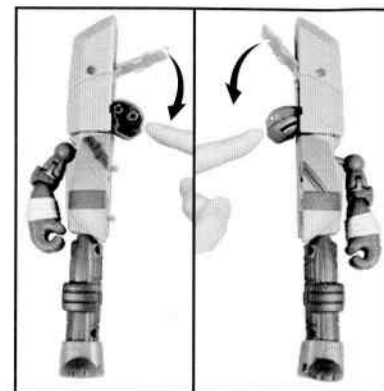
1) Pull figure apart.



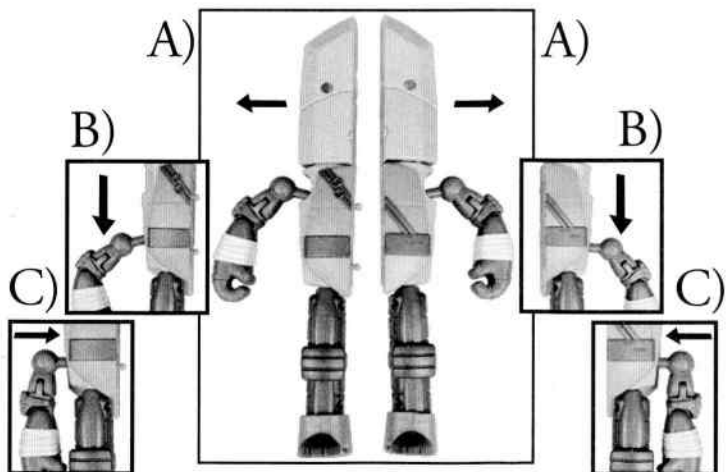
2) Slide head back to slots
and fold down.




3) Open tab and fold up blade (a).
Snap into place.




4) Insert head into slot and
close tab.




5) A) Pull arm out.
B) Slide down.
C) Push into snap securely.



6) Split arm, stretch out to each
side and wrap around sword.



7) Slide front shell to the side,
twist leg, and tuck foot under.



8) Extend each blade.